


The Seven Pearls of Reiki



LEARNING TRANSMITTED BY CHANNELING
BY MASTER DJWAL KHUL

Received by Michèle Blanc
& Elise Prévot



©Michèle-Blanc.Elise-Prevot.2004

SUMMARY

THE SEVEN PEARLS OF REIKI.....	3
TEACHING TRANSMITTED BY CHANNELLING BY MASTER DJWAL KHUL.....	3
INTRODUCTION.....	3
THE COMPASSION.....	5
TEACHING OF THE 4 TH DIMENSION.....	8
THE CHAKRAS.....	8
WORKING WITH THE ASCENDED MASTERS.....	10
CONTACT WITH THE DIVINE BEINGS.....	11
THE ASCENDED MASTERS.....	12
BUDDHA’S MEDITATION.....	16
GROUNDING EXERCISE AFTER A TREATMENT.....	18
THE SYMBOLS OF THE SEVEN PEARLS OF REIKI.....	20
AUTO-TREATMENT WITH THE SEVEN SYMBOLS.....	22
THE SEVEN SYMBOLS OF THE SEVEN PEARLS OF REIKI.....	23
BALANCING OF CHAKRAS.....	26
TIPS TO SEND AND RECEIVE AN ATTUNEMENT BY DISTANCE.....	27
SYMBOLS USED DURING THE ATTUNEMENTS.....	28
VIOLET BREATH TECHNIQUE.....	33
ATTUNEMENT RITUAL.....	34
PURIFICATION MEDITATION.....	35
THE AUTHORS OF THE SEVEN PEARLS OF REIKI.....	38
APPENDIX.....	39
THE GREAT INVOCATION.....	39
THE SEVEN PEARLS OF REIKI LINEAGE.....	41



THE SEVEN PEARLS OF REIKI

TEACHING TRANSMITTED BY CHANNELLING BY MASTER DJWAL KHUL

The Energy of the Seven Pearls of Reiki is a new lineage of Reiki which permits to access the Healing of the Heart.

The information in this manual is aimed at all Master Teachers who channels, therefore raising the vibration level of the planet Earth in order to reduce suffering and heal humanity.

The ability to channel this energy frequency cannot be learned simply by reading this manual. Only a registered Master Teacher has the ability to transmit the energy during an Attunement Ritual.

INTRODUCTION

The teaching and the symbol of the **Seven Pearls of Reiki** has been received by the Reiki Master Michele Blanc, by channeling her guide DJWAL KHUL in 2004.

Michele received the message that she should initiate the Channel Reiki Master Elise Prévot and that they should work together to channel the additional information to be able to transmit this new tool of transformation.

They both meditated and experimented on the specific uses of the symbols in order to develop the Teaching program and the Attunement of the 7 symbols received.

The training of the Seven Pearls of Reiki is aimed to all Usui Reiki Masters and helps to improve the quality of care during a treatment.

Its main goal is to raise the vibration level of the Initiated but also to raise the mental and spiritual qualities of the Master Practitioner in order to perfect their commitment towards the Divine Plane.

This transmission brings us back to our forgotten very ancient sources of knowledge dating back to Atlantis and Lemuria. It permits us to reconnect to our hidden memories where we already transmitted, the Love Energy of our Diamond Heart.

It also allows us to fill up with the energy of the seven Ascended Masters, while developing our abilities of channelling as well as our healing power.

When receiving this wonderful sacred teaching, transmitted by our Ascended Masters, we need to show great humility and wisdom in order to be worthy.

During the attunement, our vibration level raises and brings us to a higher compassion, patience, forgiveness and most of all understanding of others. We can no longer judge, critic or interfere: this task seem easy but it is not. It is when we reach this expansion level of our consciousness, that we must as a guide take responsibility by turning to the light.

This is how we can climb the seven steps of wisdom in order to become more worthy of this incredible gift which are the Seven Pearls of Reiki or the Seven Steps of the spirituality which is in direct contact with the divine energies of the seven Ascended Masters.

These Masters, wanted to help us, in this great period of planet changes to accelerate our spiritual evolution, to serve and aid all that exists.

The Seven Pearls of Reiki is not an entertainment, a trend or even a game. Great forces are put into play in order for us to access higher and higher vibration levels and to become conscious guides and Reiki Masters of our spiritual responsibilities for the physical and spiritual well-being for the ones who solicits us.

The learning of the Seven Pearls of Reiki is an incredible gift offered by the seven Ascended Masters to aid humanity in its spiritual path.

Use it well.



THE COMPASSION

The human being owns the marvellous faculty of being able to support the inherent sufferings of life and to transform them into a huge compassion. This compassion manifests when our heart is open and that we allow it to be sensitive to others' pain. It is a stream of kindness and empathy for all others.

To develop compassion, we can carry out a meditation on compassion, which consists on wishing good to others. While sitting and remaining calm, think of a person you cherish. Imagine him and feel affection for him. Then, think of his suffering. Feel that you want him good, that you desire to release his pain and bring him comfort. Wish him peace, well-being, happiness and every other good thing that you desire. Say to him: "May you are filled with peace, love, feel happy, free of ignorance and of pain."

You may do this meditation for yourself and wish to have peace and happiness for yourself as well. After this, you may send love and compassion thoughts to other individuals of your surroundings: your family, friends, colleagues, neighbours and finally all human beings. You will be able to feel tenderness for all creatures of the universe.

The infinite compassion is in all of our hearts. However, if our heart is not open, it is because we are suffering and that we do not want to see others suffering. It is difficult to look at suffering into the eye, as much as for ourselves as for others. We have a tendency of turning our back to pain and to sadness. We do not want to see because we do not want suffer.

The path requires to observe our suffering and others and to open our heart. In general, we choose to avoid the suffering to resist. When we pay attention, we notice that resistance to pain increases pain. However, when we authorize to be touched by pain, we open ourselves to it and it diminishes; we are then relieved.

It is compassion that helps us to support the suffering and to not feel separated from others. We all have the capacity to love, to help and be compassionate. These qualities are part of us. The real compassion does not exclude anyone. However, often we judge and have aversion to ourselves. We must first forgive ourselves, be tender and have compassion for ourselves.

The Dalai-Lama, who is an example of compassion said: "the Chinese have committed atrocious crimes towards my people, who are innocent people, but when I think of those Chinese soldiers how can I feel anything else than compassion? The importance is to live filled with compassion."

All the teachings are, somewhat an invitation to an identity change, profound spirit openness in relation to our limited self, to gain more peace, liberty, well-being and to be in contact with our true nature or with Buddha's.

The practice consists of constantly being in the present moment, to center ourselves to the present reality. To just stop doing, acting or controlling.

When we meditate, we experience the pain in the body, restlessness, tensions, sleepiness, emotions, the sadness that we carry, memories, projects and dreams. Our task consists of being conscious of all of this, to see them appear and disappear like waves in the ocean. The fears, doubts, desire, thoughts vanish progressively when we are present and we can therefore be in contact with whom we really are.

The essential qualities for this are in part presence, attention and in another part, openness of the heart, love, compassion. Life's difficulties, grief, deceptions, fear, have brought us to close ourselves. The quality that permits to deeply open ourselves is the compassion. The compassion is the heart's quality link to pain and suffering. It is the solution that comes from the heart to face suffering. In Buddha's teaching, each quality has a close enemy that separates us from that quality. The close enemy to kind love is attachment. When we are attached to someone, we may think it is love but it is attachment.

The close enemy to spirit equality is indifference. The close enemy to compassion is pity. Having pity for others means that we see them separate from us. The opportunities to have compassion are constantly present. The compassion lives when we feel ourselves linked between each other. Our compassion manifests when our attention grows and we then change. Instead of being "my body, my emotions, my pain, my sadness, my family, my friends, my country", we open up ourselves and share others pain.

When we progress in meditation, our conscious of suffering and of beauty deepens because they originate from an open heart. The night of his awakening, Buddha looked at humanity and saw individuals everywhere trying to be happy. Not knowing, they were creating themselves actions that made them unhappy and brought them to suffering. He felt their pain as his. This is compassion. He considered everyone as his brother or sister, father or mother and when he saw them suffering, he cried; he had an infinite compassion.

We, also, with practice, may be full of compassion for all who fear, who suffers, who are confused and sick. It is a natural altruism. Mother Theresa said, "I never look at people as a whole, but each individually since I can only love one person at a time, I can only feed one person at a time, just one person, the present person."

If we cannot open our compassion to only one individual, how can we have compassion for several? Lets begin by one at a time, by those who are dear to us, and then we can expand our compassion to others. Unity exists between all individuals and with all things. When someone evolves, the whole world evolves. When someone regresses, the whole world regresses.

Buddha's nature is in everyone. Thanks to meditation, it can manifest itself. This changes our lives as well as the life of the world. This is our gift to the world.




Healing is now more necessary in these times of human and planetary crises. Constantly respect the sacredness character of information and the Reiki ideal.

Use it only for the well-being of everyone, use it freely for all that wishes to benefit from it.

Do not forget, and this is very important, what you give you will receive multiplied by infinite...

Reiki is a natural path of transformation.





TEACHING OF THE FOURTH DIMENSION

Received by DJWAL KHUL called The Tibetan

When passing through the 4th dimension, the chakras changes color. They vibrate to a much higher level and are filled with soft, more pure and more brilliant colors than before, which alleviate our Self.

During the integration period, it is true that we are held between ancient and new colors; when we are in the 3rd dimension colors, everything seems much heavier, more difficult and we are drawn backwards by the Karma.

When receiving the attunement to the Seven Pearls of Reiki and by working with the symbols, the physical and subtle bodies become lighter. The energy, therefore, passes to the 4th dimension. The Master's colourful energy can then manifest through our channel. Everything seems easier... We return as Healers in direct link with the Source.

THE CHAKRAS :

The Base Chakra is located at the base of the spine. When opening to the ground, its color has now become **Pearly White**. It permits us to connect more with the constructive energy and provides the energetic system in first energy. It develops the feminine side, while permitting us to have force to defend earth. It brings quietness and more strength. Correspond to the **ALLYAH** symbol.

The Sacral Chakra, **Rose Orange**, is located below the navel. It balances the masculine and feminine energies and maintains the alignment with the soul. It corresponds to the ADAMIAH symbol. With him, Self Love is easier to develop. We feel invested in a healing duty for ourselves and for the planet. It connects, at the same time, to the Solar and Earth energy and to the entire Universe. It is the Radiance centre, of Light and Happiness.

The Solar Plexus chakra is of **Brilliant Gold** color and protects from all fears. It is a filter that connects to peacefulness and to relaxation. This symbol develops a feeling of confidence and invulnerability. It corresponds to the MISHAH symbol and must be drawn between the Solar Plexus and the Base Chakra.

The Heart Chakra is of Pinkish **Mauve Color**. It allows to receive and to expand the Christ energy. It links us to the universe, develops unconditional love and the healing of the Heart Chakra. It is associated with Master Marie and corresponds to the FHEAH symbol.

The Throat Chakra is of **Dark Purple** color. Its strength is the gift of creation by verbs. Harmonious, it brings great forces and allows to communicate with the beings higher beyond the worlds. It is associated with Divine Planes. It corresponds to the PERMILAH symbol, created from a double bow symbolizing the interconnections between the different parts of the Universe.

The 3rd Eye or Conscious Chakra is of **Golden White** color. It is the link to unite us with the Divine Will. It allows us to understand everything to follow the knowledge paths. It links us to the Ascended Masters and the Spiritual Guides. It corresponds to the LUMINAH symbol.

The Crown Chakra is of **Violet White** color. It allows us to merge with our Soul. It creates a bridge to link us to the Guides and to the Light Beings, to the Divine Source and Forces of the Universe. It corresponds to the ADAMIAH symbol.

The Chakras Energy is associated with the Rays of the Ascended Masters:

1. **PEARLY WHITE - KWAN YIN**
2. **ROSE ORANGE - BOUDDHA**
3. **BRILLIANT GOLD - SANANDA**
4. **PINKISH MAUVE- MARIE**
5. **DARK PURPLE - SANAT KUMARA**
6. **GOLDEN WHITE - SERAPIS BEY**
7. **VIOLET WHITE – MAITREYA**



WORKING WITH THE ASCENDED MASTERS

Who are the Ascended Masters? It concerns a group of Beings, some from Earth, others not Earthly, who have already accomplished their Ascension process.

The Ascension process is the integration of the Light Body, the Light Body in the physical body. The purpose of this ascension is to facilitate the landing of the Light Body, by spreading the cellular structure to contain Light.

The transformation, which brings healing, is not only to become healthy and balanced in the physical and emotional bodies. It involves to become healthy and balanced on a multidimensional level, harmonizing the Superior Self and the spiritual, emotional, mental and physical bodies.

The integration of the Light in the physical body is an important reality. The Ascended Masters have realized this multiple dimensions.

The Ascended Masters, as people, no longer exists. They are now in a collective conscious of Light. This collective conscious exists in the etheric properties, a place known under the name of Shamballa. Esoterically, they are known as Shamballa Masters or of the Great White Fraternity.

The conscious energy of the Masters is a diamond that reflects the Light of God. Each facet of this diamond reflects an individual energy of a specific Master. These Masters are therefore present as vibrations on Earth and on subtle planes at the same time.

They are each attached to a Ray and a vibratory quality. What they have in common is to transmit the Unconditional Love and Compassion Energy. They can help humans to bring love and compassion in their lives in order to help them to spiritually evolve.



CONTACT WITH THE DIVINE BEINGS

“It may happen that you may be enlightened by a magnificent idea that amazes you: you feel transported in a pure and bright world.

In reality, this idea is a spiritual being that has visited you.

Yes, because an idea is not only a mental process, but also a living entity that passes through you.


And if, instead of very carefully keeping this divine idea and to put yourself at its service, you would ask yourself what it will bring on the material plane, and how will my surrounding judge me...

You get rid of this diving being which had come to meet you, you weaken.

Therefore, be careful, and from now on,
When an idea visits you, clear
And purify everything in order for it to remain with you
And to bring you abundance and beauty.”

Omraam Mikhaël Aïvanhov

THE ASCENDED MASTERS



The Master Djwal Khul is the Master of the Emerald Green Mother Frequency.

He is called the Tibetan and is known under the name “The Masters Messenger”.

Before the Atlantis Continent disappeared, the Himalaya Master ensured to protect the heart treasures of Asia. He incarnated several times in the Mountains of Asia and lived in the Lamaseries. He was Kleinias, Pythagoras favourite student and the closest to Master Gautama Buddha.

Djwal Kul has worked with Masters El Morya and Kuthumi to transmit the telepathic training to Alice A. Bailey, bringing therefore a number of documents concerning the understanding of the Universal Laws of Energy.

He dedicated himself to Kuthumi and builds himself a small house near Kuthumi’s house in Shigatse in Tibet.

He completed his Ascension towards the last part of the nineteenth century. His service must learn to give the spiritual understanding and to hear the Laws of knowledge.

He brings tremendous help to those whose search for the truth and the healers who wishes for the well-being of humanity.



Master Kwan Yin: The goddess of Mercy is the most represented feminine figure in Chinese Temples. Kwan Yin, is a divine syncretism where two great symbols reunite: the one of the Divine Mother (principally in China) and of the compassion of Bodhisattva.



Master Sanat Kumara, was the Master of Venus, the most advanced Being which governed the planet's evolution. He was the greatest conscious of the Love planet. He is totally in link with all types of intuitive communication notably the telepathic type and allows the understanding of the vibratory symphony, which presides to relations with the crystal, color and sound worlds.



Master Serapis Bey is the Lord of the Ascension Temple, he reviews and train the candidates for ascension. He teaches how to live the life fully here and now and how to consciously ascent in this much higher reality which is the eternal home of the soul.



Master Mary: It is the Divine Mother's incarnation. She links us to Unconditional Love. The unconditional love does not expect anything in return and accept others as they are. It brings us to find ourselves.



Master Buddha gives the stability of the permanence of the Being in the impermanent world. He brings stability and immobility of the ecstasy in the present movement. He places on Earth, the energy of Compassion. The compassion is love without condition. He incites us to abandon the mental by living the simple Presence in the present moment. He, therefore, connects us with the multidimensional Universe.



Master Jesus Sananda has a mission of first importance in this incorporation plane. He is in charged to show us the effective reliance Body Spirit. His first message: Incarnate the Subject Spirit. This represents the finality of all our incarnation cycles: Man's verticality, feet on the Earth and head in the stars. This verticality rests on the living symbol of the binding between the two primary polarities: the Subject and the Spirit.



Master Maitreya: He is considered the Divine Architect of the Ascension process. He is also called the Ascension Master. Means the "Love Master". He is located above the Universal Source.



Master Babaji: Babaji's mission is to aid humanity to gradually realize God. Once the Universal Vision of Love is established, the one to transform this world in a divine paradise. Like the other Masters of the 18 Siddhas tradition, Babaji abandoned all his being to the divine, even the cellular conscious part of her physical body. These Siddhas, after having lived the union with God or the Ultimate Reality on the Spiritual plane, have experienced the abandonment and the transformation of their intellect, of their mental and vital bodies, and ultimately their physical body. The realization of the 18 Siddhas and of Babaji is the result of God's Grace.



BOUDDHA' S MEDITATION

Visualize that you are sitting under a tree... A love tree. The tree that you love the most The tree that sometimes comes in your dreams.

You feel appease because this tree is protecting you.

Breathe deeply by the nose and visualize that you're breathing out goes down in your light roots.

You are in perfect connection with your love tree: the life that runs thought it, runs at the same rhythm than the life that runs through you. You make one with life and with your love tree.

With each expiration, the vibrations increase; they are at the same time soft and intense. You feel your energy of life reunite with the tree through Earth. You are linked with Gaia.

You then enter in connection with Gaia who blows love.

You are then all three in connection: yourself, your tree and Mother Earth. The love circulates among you. You are ONE in this Love. Enjoy this nature and love bath.

The vibrations, then, concentrate in your heart. You feel it open, blooming like a lotus flower that radiates under the sun. Your Heart is breathing. It needs love and receives love from the universe.

The vibrations circulate and intensify a little bit more. You are totally open, serene because your heart is open to Love, Light, Happiness, to the Universe. Relish this expansion moment...

Touch the authenticity of your Being. Feel the union of the yin and yang energy like the union of the Sky and the Earth in your heart.

Your smile within sends love to each part of your Being with a loving attention. Your fundamental kindness sees the unity of life and the softness in every thing. Let yourself rest in this fundamental kindness and let it shine like the sun without efforts. Let the rays spread to all of humanity and illuminate the hearts of people.

See the pearl in everything like precious jewellery.

Slowly, breathe the pearl's luminescence and touch its light. Let the lightness of the light guide you in other frequencies.

Then, breathe deeply and return to your smile within with all its brightness.

Feel the trees energy, you inspire and you are amazed. The grounding to the Earth allows the elevation to the sky.

Perceive this energizing potential in yourself and the circulation of life energy pass through between the Sky and the Earth like a shining tree.

Connect yourself, now, to the trees energy. Master Buddha is present. He has come to teach you wisdom...

Maybe he has a gift for you or even a symbol to show you... Let yourself fill up with his love and compassion vibrations.

Then, thank the Master for his grace. Thank your tree for this marvellous connection and thank Mother Earth to have greeted you in her arms of light.

Thank yourself to have touched this space in you. You may come back as much as you want. Try to keep this awaking fundamental kindness in your daily life by seeing the sacred in everything



GROUNDING EXERCISE AFTER A TREATMENT

When you have finished a treatment, have the tip of your fingers touched in order to break the magnetic charge between you and your patient. Then, wash your hands and arms under cool water to discharge any energy that you may have captured in your auric field.

When we channel energy through our body, we must have a grip to the ground to obtain better results. Different to electric energy, grounding means that we are connected to earth and that the energy comes from the ground.

How to ground? There are several ways to ground ourselves. All with the same results of feeling connected to the earth. We can use the earth's energy to balance and heal people, plants, animals and the planet. The more time we spent to ground ourselves and channel energy, the more it is easier, and we become more effective as channels.

The following exercise allows to ground yourself and to aid to the healing of the planet. When we channel energy from the planet, by allowing it to pass through us and by sending it back to the planet, she received a transformed energy of healing, different than the one she offers us.

Stand up, two feet fixed flat on the floor, spread at shoulders length, knees slightly bend. Relax and breathe. Concentrate your attention to your feet on the floor and to your legs that support you.

Be conscious of your feet. Imagine that they are sinking through the soil and in earth which is below. Plant your feet in the earth.

Imagine that you are a tree, pushing your roots downward in the earth starting with your feet.

Let the roots plunge down deeply in the earth, between soil and rock layers, until you reach its hot and vibrant fusion center. As soon as the roots reaches the centre of the earth, imagine that you can attach an anchor that allows you to move freely, but keeps you, also, connected to earth.

Is it possible that you may have to reconnect yourself to earth every 40 or 60 seconds.

This exercise will ground you. If you now want to channel this earth energy, continue as follow:

Feel your spine and your root chakra open to earth's energy and, like roots of a tree, allow the energy of the earth to rise in your spine, easily and without effort. You could imagine that the energy comes within you through each breath.

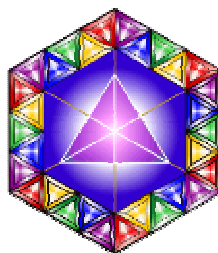
Allow the energy to rise to the top of your spine filling your entire body and exiting by the top of your head.

Allow the energy to fill up your chest and your heart and to go down along your arms and hands, like a water pipe in which the energy flows.

Once you feel the energy climbing on your spine, in your arms and hands, place your hands flat on the floor and make the energy return to earth, knowing that the energy nourishes and heals our planet.

You may feel a need to re-connect to earth every 45 to 60 seconds to maintain the energy flow.

One way to maintain this grounding is to be conscious of the bottom of your feet, specifically at the start level of the Meridian Kidney located at the centre of the sole of the foot.



THE SEVEN PEARLS OF REIKI SYMBOLS

Working in conjunction with the Seven Pearls of Reiki symbols, you gain the possibility of doing a deeper psychic and spiritual development.

The attunement of the Seven Pearls of Reiki opens the illumination path. The ultimate goal of this teaching is to promote the Awakening and the Peace of beings. Each symbol contributes to the development of our and others conscious, and spiritual evolution.

Each symbol resonates with our highest level of conscious. By creating a link to them, our conscious will awake and we can proceed with spiritual changes. By invoking a symbol, we invoke its related level of conscious.

At an absolute deeper level, the seven symbols associated with the 4 Usui Reiki symbols allows an understanding that sickness and suffering do not exist. Healing is already present.

Above the manifestation of a sickness, a natural original state of perfection exists. This self perfection mode is connected with each of us. It is our real essence. The healing experience is our true state and already exists in our conscious.

SYMBOLS ACTIVATION

When using the symbols, whether it is for a healing session or for a personal development exercise, they have to be drawn or visualized in violet, gold, incandescent white, in silver or in black.

Drawing a symbol automatically means:

The hand movement accompanied by breath.

The visualization of the movements with the color of the 3rd eye.

The Mantra (name of symbol) is pronounced 3 times either vocally or mentally.

Each time a symbol is given, elementary forces are activated. The degree of power of the activation depends on the accurate drawing of the symbol.

Working with each symbol

- Draw the symbol using the dominant hand while imagining that the energy is coming out of your palm chakra.
- Once the symbol is drawn, visualize it with your Conscious Centre (3rd eye chakra) and say mantra three times.
- Try to feel the energy that circulates within or around you.
- Then work with the other hand.

Then, experiment the lowering of the energy in your light channel:

- Draw the symbol with your hand while imagining that the energy is coming out of your palm chakra in front of you.
- Visualize it with your Conscious Centre and say mantra three times.
- Imagine a cupping glass inside your hand. Glue the cupping glass on the symbol that you have drawn in front of you, then bring mentally the symbol to your light channel above your head.
- Say Mantra three times loud or mentally.
- Imagine that the energy is pouring and lowering into the channel.
- Try to feel the energy that circulates within or around you.
- Work with both hands.



AUTO-TREATMENT WITH THE SEVEN SYMBOLS

After receiving the attunement to the Seven Pearls of Reiki, it is recommended to do auto treatments during 21 days. The 21 days are very important to allow the light channel to integrate the information received during the attunements.

21 days: 3 is the Manifestation and 7 is the Divine Spirit
 $3 \times 7 = 21$, is the number of the Manifestation of the Divine Spirit in our life.

Exercise that accompanies the Auto-treatment

Centre yourself here and now, with the hands crossed on your heart chakra.

- Ask the superior conscious to allow to be a channel and say:

“Thank you for allowing me to be a Reiki Channel, the channel of energy of Light, Love and Healing. May the superior conscious precede me in all my actions.”
- Rest the hands on the chakras and let the energy distribute (it will go where it is needed) by maintaining the conscious in what you are doing. Inhale the Seven Pearls of Reiki energy and breathe out the Masters Love within.
- Impose your hands on the chakras for at least three minutes.
- Center yourself.
- Say “Thanks to have allowed me to be a channel for myself”.
- Do a CR to ground yourself to Earth.
- Rub your hands and blow onto them to mark the end of the treatment. If necessary run hands under water.



THE SEVEN SYMBOLS OF THE SEVEN PEARLS OF REIKI

ALLYAH: This powerful symbol was transmitted by Master DJWAL KHUL, known as the Tibetan, it dates back in the mists of time.

This symbol from Atlantis must be returned to humans in these changing times on earth. It was removed from the human's conscious because its usage was not respectful of the principles of life.

It allows to open and to reconnect to the physical and spiritual world. It is the union of both forces. It serves to heal the wounds of the Soul.

It also serves to eliminate the karmic blockage and to give a definite purity to our different discerning bodies, It must be drawn on the crown chakras after the 4 Usui symbols.

MISHAH: It is always drawn after the ALLYAH.

This symbol has been transmitted by Master Bouddha. It allows us to connect to the source of the Buddhist energy, for a greater compassion towards ourselves and others.

It teaches to receive grace and to give it back.

It serves to regain confidence in us and to establish a very strong link with the divine energy.

It calms distress, fears, dating back to childhood and past lives. It helps us forgive ourselves and to forgive others without judging.

It sends and brings back the energy above all worlds to the earth. It is a great energy conductor.

It must be drawn from the Solar Plexus to the Base Chakra.

FHEAH: This symbol has been transmitted by the Masters Mary and Sananda.

It symbolizes the reconciliation between the feminine and masculine forces located within ourselves and the universe.

It is very useful to appease anger, calm spite, and find unity between the feminine and masculine energy within us, on earth, in the universe, without limitations.

It is drawn in the 3rd position after MISHAH.

Must be drawn from the Base Chakra towards the Feet Chakra which allows a good grounding to the earth and the source.

We can visualize it in white pearl like the Root Chakra (base) for which it is associated.

PERMILAH: This symbol transmitted by Babaji corresponds to Gaïa's forces (1st bow) and the Divine Source (2nd bow). It is the beginning and not the end of all things, it is, also, the relay FATHER MOTHER GOD.

It helps to find Faith in ourselves and to reconnect to the Divine Self allowing therefore a healing of the Soul and the physical and subtle bodies.

It allows to retrieve the strength to realize everything that is and permits to re-discover the deeply hidden former knowledge.

With Permilah, we find the courage to realize what is possible and to do what seems impossible. We find peace in ourselves and with others.

LUMINAH: Everything is light!

This symbol is the picture of the innate knowledge, transmitted by all the Masters. It places us under the protection of the heavenly energy, and allows us to follow the road that brings us back to the innate knowledge of what is good and what we had lost.

It allows us to find the light that lives within us and to our Soul to always elevate higher with the mission to take those who are still in darkness.

It allows us to expand our Aura in order for it to become larger and luminous and helps us to radiate the beautiful energy that we are receiving.

AMINAH: Symbol of connection with Heavenly Forces, Masters and Light Beings. It allows to have the possibility to have access to higher levels of conscious.

It helps the channels to increase their faculty of channelling to serve Masters, Light Guides and Humanity. It is a powerful catalyst of messages.

The channels may draw it on their Crown Chakra before a channelling session. It also, allows during a treatment session to obtain precise information on the needs of the receiver. It is an incredible gift from the Masters.

This powerful symbol should not be used on anxious people.

ADMANIAH: Symbol of the return to the Universe.

It is the link between worlds: physical, spiritual and divine. It is the carrier of a great love and compassion energy.

This symbol is used for long distance healing; it allows connecting soul to soul. It suffices to visualize it during situation to activate it.

No limits of time or place. It may be drawn at the end of the treatment on the receiver's body starting with the head towards space. Between the two feet, it balances the strengths.



BALANCING OF THE CHAKRAS

Before receiving the Attunement of the SEVEN PEARLS OF REIKI, it is recommended to re-balance the chakras of the student who will be initiated.

- Ask the Initiated to lie down.
- Do a centering and a polish of the Aura.
- Start by placing your Reiki Hands and treating:
 - the 1st and 6th Chakra
 - the 2nd and 5th Chakra
 - the 3rd and 4th Chakra
- Do not forget that when you are changing positions, your hands must always keep a contact with the Initiate's body.
- You may also treat this way:
 - the 1st and 7th Chakra
 - the 2nd and 6th Chakra
 - the 3rd and 5th Chakra
- Complete with the 4th chakra while placing your two hands on top and by letting the energy flow with compassion.
- All positions must be maintained until we feel the same sensations in the two zones being treated.
- By practicing this technique you create an harmonization of the different chakras and a balancing the vibratory fields of the initiated.



TIPS TO SEND AND RECEIVE A DISTANCE ATTUNEMENT

SENDING A DISTANCE ATTUNEMENT

The attunement of the 7 PEARLS OF REIKI can be transmitted in person but also by distance.

If you do not have the habit of working at a distance we strongly recommend that you experience this with your Master Teacher.

Ask him to be your “guinea pig” and select together the sending date and the schedule for the attunement.

He will remain lying down for an hour on his bed and will remain attentive to sensations and manifestations that are presenting themselves to him/her.


Therefore, when the attunement will be completed, your Master and yourself will be able to exchange and he can tell you what he felt.

This will allow you either to readjust your transmission technique or to begin in all confidence in this wonderful process that crosses space-time.

RECEIVING AN ATTUNEMENT BY DISTANCE

- It is recommended to prepare your space by lighting a white candle, and a bit of incense (optional), take the phone off the hook, wear light color and ample comfortable clothes and especially ensure that you are not disturbed.
- Lie down during the attunement for an hour.
- Place yourself in a receiving mode, call your Masters, Reiki Guides and Protectors.
- It is recommended that you lie down for one hour because the energy is turning around the initiated. You have to be vigilant when we lift the head since you may feel dizzy.
- Be aware of the sacred character of the attunement, it is a Baptism in the Light, this is a magnificent process.

SYMBOLS USED DURING THE ATTUNEMENTS



Atlanteen Dai Komyo



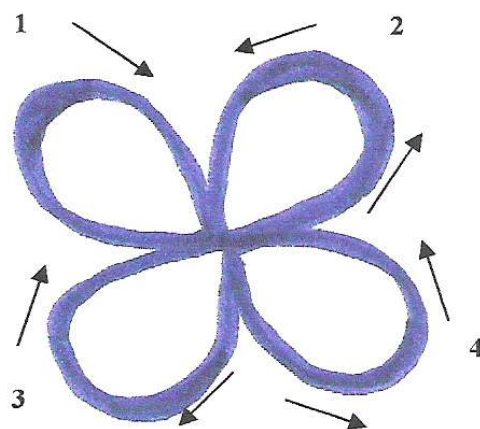
Hon Sha Ze Sho Nen




Se Hei Ki



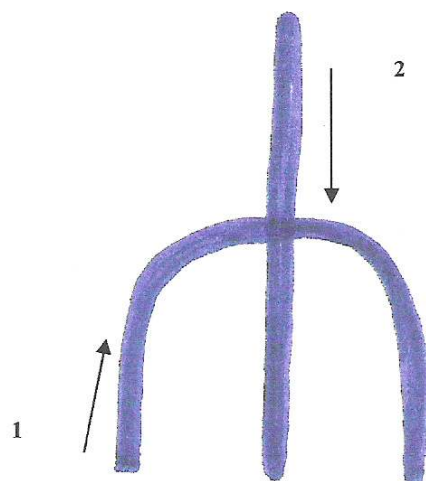
Cho Ku Rei



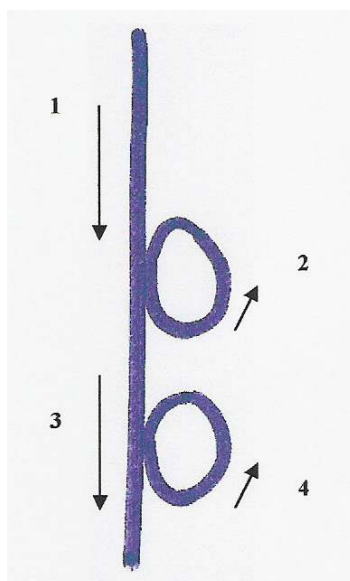
ALLYAH



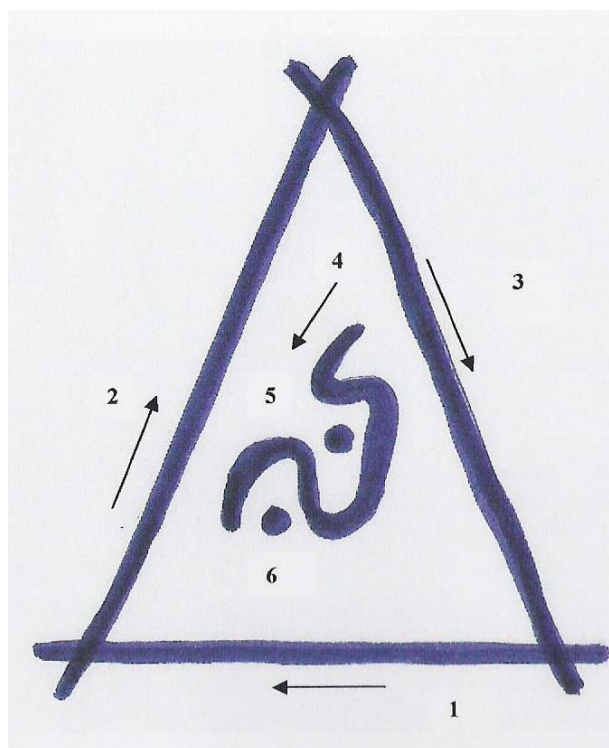
MISHAH



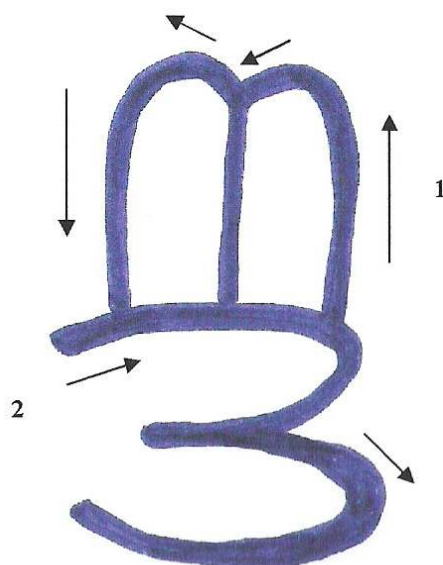
FHEAH



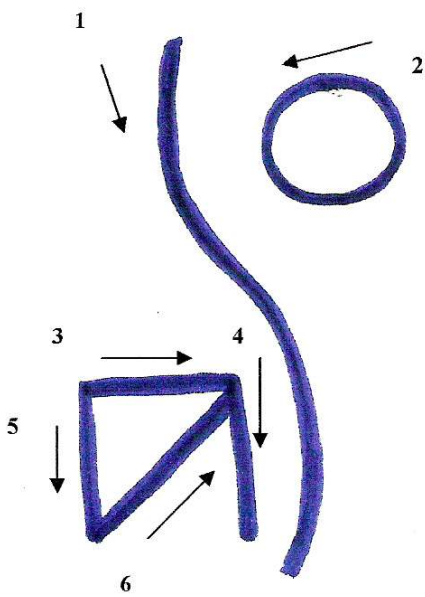
PERMILAH



LUMINAH



AMINAH



ADMANIAH



THE VIOLET BREATH TECHNIQUE

The Breath technique is used when we feel an energy blockage but also during the attunements.

The Pinkish **Violet color** which corresponds to the Heart Chakra serves as an amplifier during the attunement of the **Seven Pearls of Reiki**.

To activate the **Violet Breath**, visualize the energy that comes down from the heavenly planes and the energy that ascends from the earthly planes up to our own heart chakra.

Then blow on the patient's body or behind the head of the Initiated by placing your mouth at about 10 cm.

Draw the Atlantean DAI KO MYO symbol on this part and lay your Reiki Hands like an antenna and send the **Violet Breath** in order to release the blockage.



ATTUNEMENT RITUAL

After you are prepared and have prepared your space, ask for the protection of the Ascended Masters, for the energy of the Reiki Masters, of your Spiritual Guide and of the Initiated.

Have the student sit down with joined hands on the heart chakra (Gassho position).

- Go behind the Initiated.
- Make the gesture to open the Crown Chakra.
- Draw the ATLANTEN DAI KO MYO - blow it into the crown.
- Then, draw the CHO KU REI - blow it into the crown.
- Then the SEI HE KI and the HON SHA ZE SHO NEN - blow them into the crown. Each time take an inspiration, hold it while you are drawing the symbol and push the symbol when releasing your breath.
- Then, place the ALLYA, MISHAH, FRHEAH, PERMILAH, LUMINAH, AMINAH and ADMANIAH symbols.
- Go in front of the Initiated.
- Open their hands, place the symbols one by one in each hand and blow them, starting with CHO KU REI, SEI HE KEI, HON SHA ZE SHON NEN, ATLANTEN DAI KO MYO and ALLYA, MISHAH, FRHEAH, PERMILAH, LUMINAH, AMINAH and ADMANIAH.
- Bring the hands together in front of the student's heart and blow Earth to the Heart Chakra.
- Go back behind the student and smooth 3 times the aura on each side of the body (except for the Crown Chakra).
- Then, draw the RAKU from the top of the head down to the earth.
- Go back in front of the Initiated.
- Take their hands and wish them a welcome in the Seven Pearls of Reiki Energy.



PURIFICATION MEDITATION

To do after receiving the Attunement

I invite you to make yourself comfortable and to take a few deep breaths, taking the necessary time to centre yourself for this trip...

Let go of all the first images, sounds, emotions that appear in the first moments...

Let them manifest themselves and then leave...

As soon as you feel in the present moment, verify each chakra starting with the crown chakra...

If they are not already fully active, ensure that they are not encumbered, blocked or closed...

Allow them to be fully open, of a diameter of at least 12 cm, letting the energy circulate freely from the exterior to the interior and vice versa...

You may visualize them in color, or allow yourself to see them bathe in white energy.

Now that everything is ready, create a sphere of white light on the Heart Chakra, let it take the volume that suits it...

Intensify the light and increase its volume one time in order for it to include all the superior part of your physical body.

Increase its volume a second time in order for it to include your entire physical body.... and increase the volume a third time in order to include the totality of your seven bodies.

You now radiate this pure light in a ray of a dozen meters maximum.

Allow yourself the necessary time to feel everything that presents itself to you, sound your body, your surrounding, your heartfelt, appreciate the present moment, satisfy yourself just to be.

As soon as you feel ready to proceed, install yourself now in a vertical ray that will drive you instantly, by passing through the base chakra, and therefore by each foot, to the centre of the Earth.

You are now upright facing the central Sun... See how beautiful, huge, pure, alive and active it is.

Which color is it?

Observe how you feel attracted to it...

This is a familiar experience that you already know, this place bears no secrets for you, this is a planned reunion for a long time...

You and the central Sun...

You naturally stretch your hand to touch it and as soon as your fingers skim it, it makes its energy circulate through your body... it is strong, intense and powerful...

It is evident to you that it invites you to pass through its wall and you are now inside the Sun... in its centre, upright or sitting... you are the core of the Sun...
your body takes the same color as the surrounding energy...
you are only one, you were also a Sun before...

Take the time to locate yourself, to install yourself and to observe the interior of the Sun...

As soon as you feel ready, ask your Spirit to manifest itself... It is the time, it will awake... it is the time, your body will purify... prepare yourself.

Concentrate now on yourself... capture all the Sun's energy... serve yourself...

Take all that you need... let this energy increase to its maximum... intensify itself... she now saturates all of your body... she continues again.. and again... and again... until the total explosion of your body in thousands of atom which blend to the turning energy of the Sun...

YOUR SPIRIT IS NOW FULLY AWAKING...

It is there in suspense in the centre of the Sun, invisible to the naked eye, but present and awake...

The atoms, your atoms, are presently trying to purify, to regenerate, to clean themselves, to detoxify, to recreate and to reform...

They are releasing from all impurities and blockages, they circulate within the Sun by turning and by doing a twirl...

They capture all the surrounding solar energy by turning on themselves and by rubbing on the internal walls of the sun...

Take the necessary time for this regeneration... Your Spirit feels free and full of solar energy... Enjoy... Admire... Smell...

After the necessary time for this step, your Spirit is now ready to recreate... It calls upon all the atoms, your atoms, now perfect and ready to recreated a perfect body... and as easy as they dissociated, in a few seconds, they retake their place... luminous... saturated of solar energy...

Your Spirit have once again fascinated you a entirely new perfect body...

Now that you are again complete, even more whole, because this time nothing is missing, everything is there, the holes have been filled, the blockages no longer exist, the force is returned, the memory is full, all your functions are alert...

Direct yourself to the exit of the Sun, where you have entered...

The vertical ray is waiting for you, take an additional step to gain access, it will bring you back where you have started...

The luminous sphere, your luminous sphere, the one that included all your bodies, is again entirely full of a solar and star energy...

All the stars invited themselves to this re-birth, your re-birth...

You are pure energy... your sphere is growing to obtain and include all your surroundings..., your neighbourhood..., your city..., your country..., beyond frontiers and include the whole Earth...

It continues and includes the atmosphere, the heavens, the surrounding planets, the Universe, the surrounding universes, the cosmos... Be that Whole...

Then, when you feel ready, return to the starting point, where the sphere was first created... Now that this experience has permitted the Spirit to recover its functions, it is now conscious of its full power and what waits for it...

This journey, if done completely and rightly, should be done only one time. If the first experience is not conclusive (disturbance, interruptions, etc.), do it a second time.

Do this meditation to a maximum of THREE TIMES. If the purification or the awakening of the Spirit is not obtained, it means that you are not ready. Exercise patience for 3 months and re-do it

THE AUTHORS OF THE SEVEN PEARLS OF REIKI



Michèle BLANC

Channelling - Magnetism - Relaxation by the Tibetan Meditation -
Traditional Usui REIKI Master - 6 Level Lightarian Master REIKI -
Violet Flame and Violet Flame Wings Master Teacher -
Shamballa REIKI Master - Karuna Practionner -
Sit-down Massages by acupressure - Masters Degree of the 7 Pearls of Reiki -
Numerology - Psycho Genealogy -
Owner of the Sutra Teaching of the lightning road

To reach her:

bdpa@wanadoo.fr Tel: 00.33.(0)3 29 92 91 77

Site: <http://www.reikipourtous.com>

50 rue Du Général de Gaulle
55300 Lacroix sur Meuse - France (Lorraine)



Elise PREVOT

Elise is a Channelling for the Rainbow Ray and the Masters of Venus
Usui Master Reiki, Compassion Karuna Reiki, Lightarian Reiki
Shamballa Reiki - Celestial Blue Star – Kormanu Master
Violet Flame and Violet Flame Wings Master Teacher
Unification Formation - Sophrologist - Relaxologist
Energetic Harmonization - Metamorphic and Intuitive Messages
Treatment of the Subtle Bodies and Chakras - Work on the Emotional and Cellular
Corporal Memory - Reading of Passed Lives

To reach her:

angelsplace@club-internet.fr Tel: 00.33(0)5.63.77.57.21

Site: <http://perso.club-internet.fr/angelsplace/>

20 rue Rouget de l'Isle – 81000 ALBI – France (Tarn)

APPENDIX :



THE GREAT INVOCATION IS PROPOSED TO YOU AS A WORKING TOOL TO
HELP YOU TO ACCEDE TO SUPERIOR PLANES

THE GREAT INVOCATION

**From the light place in God's Thought
May the light flow in men's thought.
May the light come down on earth.**

**From the Love place in God's Heart
May the love flow in men's heart.
May the Christ come back to earth.**

**From the centre where God's Will is known
May the plan guide the weak power of men,
The plan that the Masters know and serve.**

**From the centre that we call the human race
May the Love and Light Plans flourish,
And may it seal the door of the bad's home.**

May Light, Love and Power restore the Plan on earth.

The Great Invocation is a prayer translated in more than fifty languages and dialects and is used by all members of the Triangles. It expresses certain fundamental truths, that normally deep down inside, all men accept, meaning:

- Intelligence exists, for which we give the name of God.
- A divine evolution plane governs the universe, for which the impulsive force is love.
- A great individuality, named Christ by the Christian, the World's Instructor, came to earth to incarnate this love, in order to make us understand that the love and intelligence are results of this plan, of God's will and plan.

The divine Plane may be accomplished on earth solely by humanity. By using the invocation, prayer and meditation, the divine energy may be liberated and start activating. Men and women of good will, of different faith and nationality, may rejoin in the service to worldwide, bringing spiritual values and power to a trouble world. Men and women have the power, through the concentrated invocation, to affect the course of worldwide events. Knowing this, applied scientifically, maybe the biggest factors of liberation of humanity.

No one can use this Invocation or prayer for love, without causing powerful attitude changes and a life intention. Such we think with our heart, such we are. Will you use this Invocation each day with thought and application.

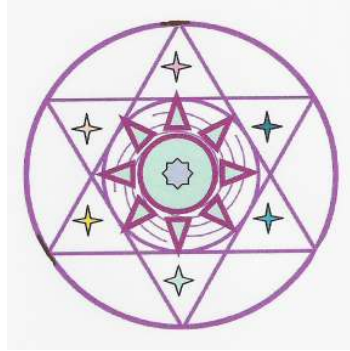
The effects of the prayer and of the individual Invocation for the light and love may be immensely increased when there is recognition and a conscious relation in thought with all those who utilize each day the Great Invocation.

Several people ask two friends each day to join in the statement of this worldwide prayer, in order to create a lighten relation triangle. The power, from several devoted individuals and from smaller groups, could be concentrated by the use of this Invocation and a light and love network constructed by the world.

Suggestions for the work

1. Reflect a few moments each day at the Invocation in an effort to understand its profound meaning. Then, pronounce the Invocation with concentration and intention. While doing this, visualize God's Love, Light and the Will of Good, entering everywhere in people's heart and mental.
2. If you wish to work as an element of a Triangle, ask two friends to join in. By using the Invocation, reunite yourself mentally with them and visualize this triangle as being united to the created network by the others that have dedicated themselves to this worldwide service.
3. She is distributed like a service to the Good Will Worldwide.

* * * * *



THE SEVEN PEARLS OF REIKI LINEAGE

Michèle Blanc - Elise PREVOT

Didier Judenne

Andrew Fischkohl

Stephen Lovering

Lee Newman

* * * * *

Welcome to the Seven Pearls of Reiki Energy.

May Love and the Incandescent Light be on your path....

With all our Love.

Michèle and Elise